

BiMAX 6N

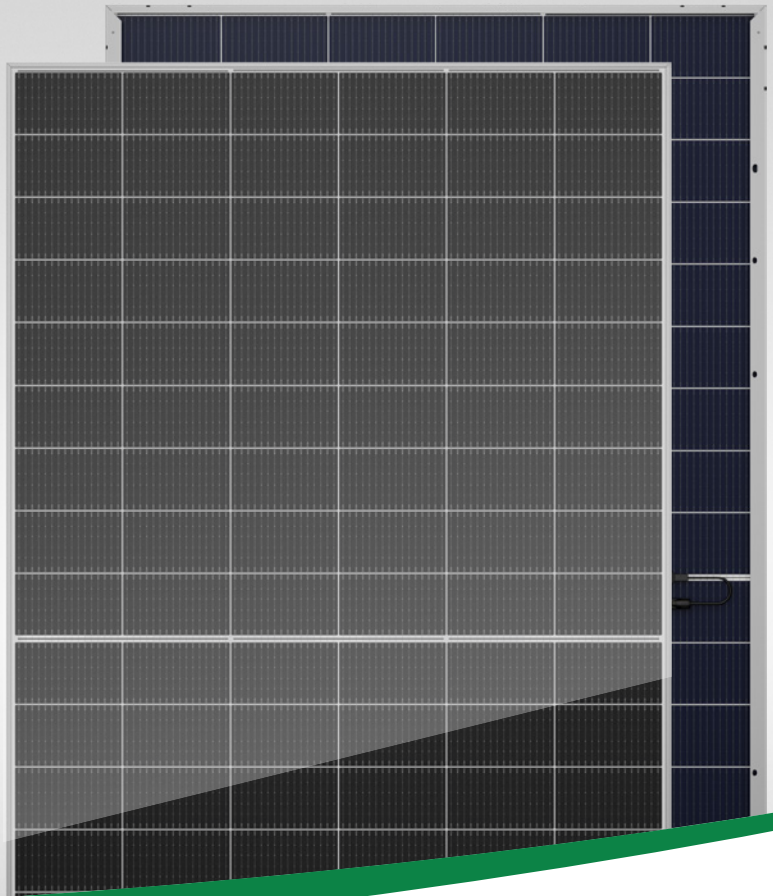
700~730W

210mm 132Cells Double Glass Bifacial Mono PV Module Series

N TYPE

23.50%

Max. Module Efficiency



Sunpal N Type Linear Warranty



SMBB HJT
Half Cut Cell



Excellent Low-light
Performance



100% Inspection
Guarantee Reliability



Anti PID




Strengthened
Mechanical Load



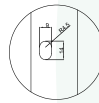
Advanced Bifacial
Efficiency

BiMAX 6N 700~730W



All Dimensions in mm

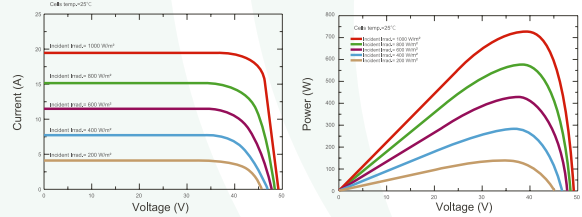
The above drawing is a graphical representation of the product,



Unit: mm



Current-Voltage & Power-Voltage Curves(SP730M-66H)



Electrical Characteristics(STC/NMOT)

Module Type	SP700M-66H		SP705M-66H		SP710M-66H		SP715M-66H		SP720M-66H		SP725M-66H		SP730M-66H	
	STC	NOCT	STC	NOCT	STC	NOCT	STC	NOCT	STC	NOCT	STC	NOCT	STC	NOCT
Test Conditions	STC	NOCT	STC	NOCT	STC	NOCT	STC	NOCT	STC	NOCT	STC	NOCT	STC	NOCT
Maximum Power- Pmax(W)	700	529	705	533	710	537	715	541	720	545	725	549	730	553
Open Circuit Voltage - Voc(V)	47.90	45.40	48.10	45.50	48.30	45.70	48.50	45.90	48.70	46.10	48.90	46.30	49.10	46.50
Short-Circuit Current - Isc(A)	18.49	14.91	18.54	14.95	18.59	14.99	18.64	15.03	18.69	15.07	18.74	15.11	18.79	15.15
Voltage at Pmax -Vmp(V)	40.00	37.80	40.20	38.00	40.40	38.20	40.60	38.40	40.80	38.60	41.00	38.80	41.20	39.00
Current at Pmax -Imp(A)	17.51	14.00	17.54	14.03	17.58	14.06	17.62	14.09	17.65	14.12	17.69	14.15	17.72	14.18
Module Efficiency -nm(%)	22.5	/	22.7	/	22.9	/	23.0	/	23.2	/	23.3	/	23.5	/
Power Tolerance(W)	(0, +4.99W)													
Maximum System Voltage(V)	1500Vdc (IEC/UL)													
Maximum Series Fuse Rating (A)	35A													

*STC :Irradiance 1000W/m²,Cell Temperature 25°C, Air Mass 1.5

*NOCT : Irradiance 800W/m²,Ambient Temperature 20°C, Air Mass1.5, Wind Speed 1m/s

*Measurement tolerance: ±3% *Power binning up to: +3%

Mechanical Specifications

External Dimensions	2384x1303x33mm
Weight	37.8kg
Solar Cells	Mono crystalline 210mm (2x66pcs)
Front Glass	AR Coated 2+2 mm tempered glass
Frame	Anodized aluminum alloy
Junction Box	IP68
Output Cables	4.0mm ² ,1200mm(+),1200mm(-), length can be customized
Connector	MC4 Compatible
Mechanical Load	Front Side Max. 5400Pa, Rear Side Max.2400Pa

Temperature characteristics

Pmax Temperature Coefficient	-0.290%/°C
Voc Temperature Coefficient	-0.250%/°C
Isc Temperature Coefficient	+0.045%/°C
Operating Temperature Range	-40~+85°C
Nominal Operating Cell Temperature(NOCT)	45±2°C

Bifacial Output Rear Side Power Gain

*Take SP715M-66H as an example.

Power Gain	5%	10%	25%
Maximum Power- Pmax(W)	750.8	786.5	893.8
Open Circuit Voltage - Voc(V)	48.50	48.50	48.50
Short- Circuit Current - Isc(A)	19.57	20.50	23.30
Voltage at Pmax -Vmp(V)	40.60	40.60	40.60
Current at Pmax -Imp(A)	18.50	19.38	22.03

Packing configuration

Pallet Dimensions	1320x1125x2495mm		
Ways of Transport	40'HQ	13.5m Flatbed Truck	17.5m Flatbed Truck
Pieces per Pallet	33Pcs	33 Pcs	33 Pcs
Pallets per Container	18 Pallets	16 Pallets	24 Pallets
Pieces per Container	594Pcs	528Pcs	792Pcs