

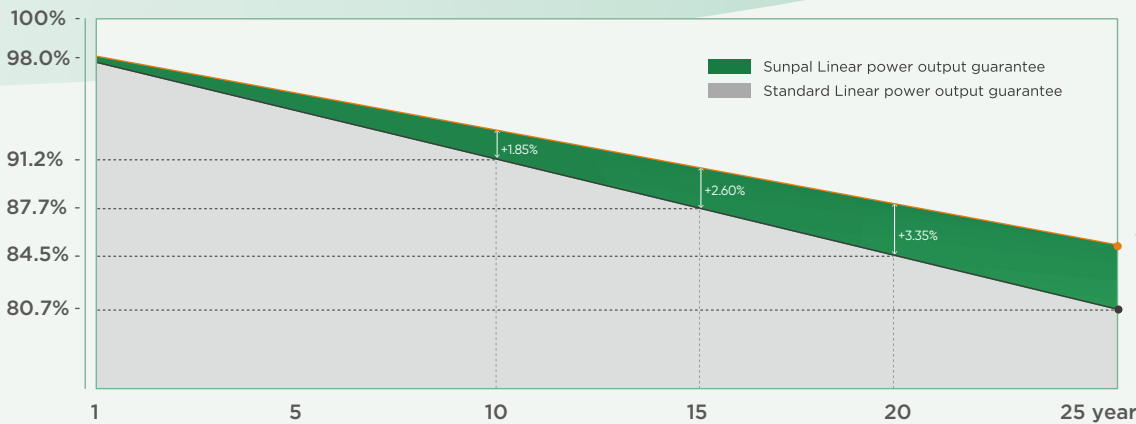
6 HIMAX

# 585~610W

## 210mm Cells Mono PERC with MBB & Half-cut Technology

### Quality Guarantee

12-year Warranty for Materials and Processing  
25-year Warranty for Extra Linear Power Output



84.80%

**21.58%**  
Max Module Eff.

**0~+5W**  
Positive Tolerance

#### Complete System and Product Certifications

IEC 61215, IEC 61730, UL 61730  
ISO 9001:2008: ISO Quality Management System  
ISO 14001: 2004: ISO Environment Management System  
OHSAS 18001: 2007 Occupational Health and Safety



\* Specifications subject to technical changes and tests. Sunpal Solar reserves the right of interpretation.

Positive power tolerance (0~+5W) guaranteed

High module conversion efficiency (up to 21.4%)

Slower power degradation enabled by Low LID Mono PERC technology: first year <2%, 0.55% year 2-25

Solid PID resistance ensured by solar cell process optimization and careful module BOM selection

Reduced resistive loss with lower operating current

Higher energy yield with lower operating temperature

Reduced hot spot risk with optimized electrical design and lower operating current



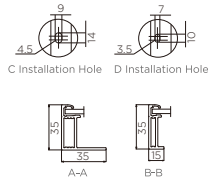
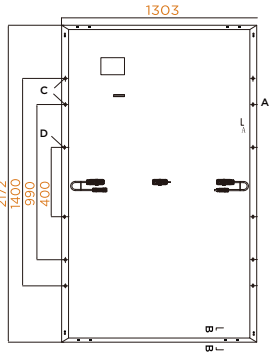
Add: No. 398 Ganquan Road, Hefei, Anhui, China.  
Email: [silvia@sunpalsolar.com](mailto:silvia@sunpalsolar.com) Tel: +86 551 6586 5992  
WhatsApp: +86 182 6991 2022 Web: [www.sunpalsolar.com](http://www.sunpalsolar.com)



Search Sunpal Solar

WeChat

## Design (mm)



**Tolerance:**

Units: mm  
 Length: ±2mm Width: ±2mm  
 Height: ±1mm Hole distance: ±1mm

<b>Cell Orientation</b>	120 (6x20)
<b>Junction Box</b>	IP68, three diodes
<b>Output Cable</b>	4mm <sup>2</sup> , 300mm in length, length can be customized
<b>Glass</b>	Single glass 3.2mm coated tempered glass
<b>Frame</b>	Anodized aluminum alloy frame
<b>Weight:</b>	30.9kg±3%
<b>Dimension</b>	2172x1303x35mm
<b>Packaging</b>	30pcs per pallet 540pcs per 40'ft Container

<b>Operational Temperature</b>	-40°C~+85°C
<b>Power Output Tolerance</b>	0~+4.99W
<b>Voc &amp; Isc Tolerance</b>	±3%
<b>Max. System Voltage</b>	DC1500V(IEC/UL)
<b>Max. Series Fuse Rating</b>	30A
<b>NOCT</b>	45±2°C
<b>Safety Class</b>	II
<b>Fire Rating</b>	UL type 1 or 2
<b>Max. Static Load(Front)</b>	5400Pa
<b>Max. Static Load(Back)</b>	2400Pa

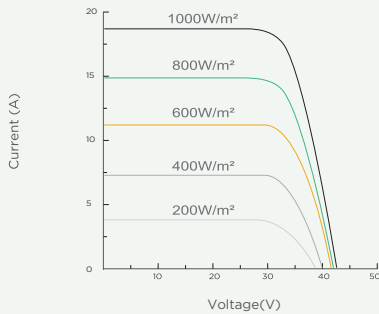
## Electrical Characteristics

Model Number	SP585M-60H		SP590M-60H		SP595M-60H		SP600M-60H		SP605M-60H		SP610M-60H	
	STC	NOCT	STC	NOCT	STC	NOCT	STC	NOCT	STC	NOCT	STC	NOCT
<b>Maximum Power (Pmax/W)</b>	585	443	590	447	595	451	600	454	605	458	610	462
<b>Open Circuit Voltage (Voc/V)</b>	40.90	38.50	41.10	38.70	41.3	38.90	41.50	39.10	41.70	39.30	41.90	39.50
<b>Short Circuit Current (Isc/A)</b>	18.37	14.81	18.42	14.85	18.47	14.88	18.52	14.92	18.57	14.96	18.62	15.01
<b>Voltage at Maximum Power (Vmp/V)</b>	33.80	31.50	34.00	31.70	34.20	31.90	34.40	32.00	34.60	32.20	34.80	32.40
<b>Current at Maximum Power (Imp/A)</b>	17.31	14.05	17.35	14.09	17.4	14.13	17.44	14.18	17.49	14.22	17.53	14.26
<b>Module Efficiency(%)</b>	20.70		20.80		21.00		21.20		21.40		21.58	
<b>Temperature Coefficient of Isc</b>												+0.050%/°C
<b>Temperature Coefficient of Voc</b>												-0.280%/°C
<b>Temperature Coefficient of Pmax</b>												-0.360%/°C

\* STC (Standard Testing Conditions): Irradiance 1000W/m<sup>2</sup>, Cell Temperature 25°C, Spectra at AM1.5  
 \* NOCT (Nominal Operating Cell Temperature): Irradiance 800W/m<sup>2</sup>, Ambient Temperature 20°C, Spectra at AM1.5, Wind at 1m/S  
 \*Test uncertainty for Pmax: ±3%

## I-V Curve

Current-Voltage Curve(605W)



Current-Voltage Curve(605W)

