

BiMAX 5N

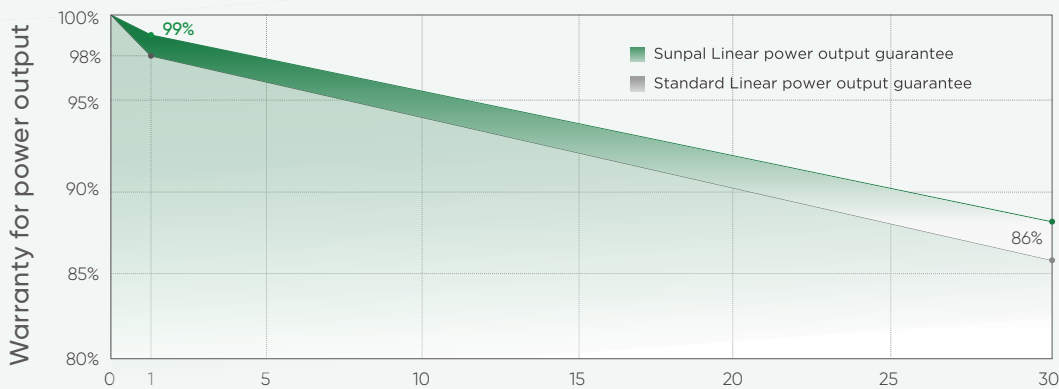

555-585W

N-type TOPCon
Bifacial Dual Glass
Solar Module

Quality Guarantee

25-year Materials Warranty

30-year Power Warranty



87.4%

22.64%
Max Module Eff.
0~+5W
Positive Tolerance

Complete System and Product Certifications

IEC61215/IEC61730

ISO 9001: Quality Management System

ISO 14001: Environmental Management System

ISO 45001: Occupational Health and Safety Management System



* Specifications subject to technical changes and tests. Sunpal Solar reserves the right of interpretation.

Positive power tolerance (0~+5W) guaranteed

High module conversion efficiency (up to 22.64%)

Slower power degradation enabled by Low LID Mono TOPCON technology: first year <1%, 0.40% year 2-30

Solid PID resistance ensured by solar cell process optimization and careful module BOM selection

Reduced resistive loss with lower operating current

Higher energy yield with lower operating temperature

Reduced hot spot risk with optimized electrical design and lower operating current



Sunpal Power Co., Ltd.

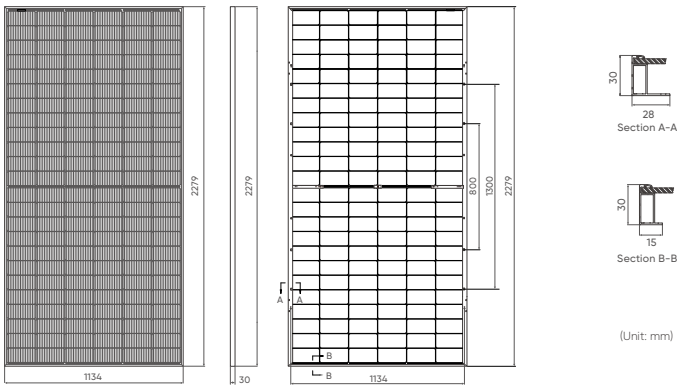
Add: No. 398 Ganquan Road, Hefei, Anhui, China.

Email: info@sunpalsolar.com

Tel: +86 551 6586 5992

Web: www.sunpalsolar.com

Design (mm)



Solar Cells	N-type Mono
No. of Cells	144 (6×24)
Dimensions	2279 × 1134 × 30mm
Weight	31.5kg
Glass	Front: 2.0mm coated semi-tempered glass; Back: 2.0mm semi-tempered glass
Frame	Anodized aluminium alloy
Junction Box	Ip68 rated (3 bypass diodes)
Output Cables	4mm ² , 300mm (+) / 300mm (-), Length can be customized
Connectors	Mc4 compatible
Mechanical load test	5400Pa
Packaging	36pcs/box, 180pcs/20'GP, 720pcs/40'HQ

Operating Module Temperature	-40°C to +85°C
Maximum System Voltage	1500 DC (IEC)
Maximum Series Fuse Rating	30A
Power Tolerance	0/+5W

Nominal Operating Temperature (NMOT)	45±2°C
Temperature Coefficient of Pmax	-0.29%/°C
Temperature Coefficient of Voc	-0.25%/°C
Temperature Coefficient of Isc	+0.045%/°C

Electrical Parameters (STC*)

Module Type: SP585M-72H	555	560	565	570	575	580	585
Maximum power (Pmax/W)	555	560	565	570	575	580	585
Open Circuit Voltage (Voc/V)	51.00	51.14	51.28	51.41	51.55	51.79	52.03
Short Circuit Current (Isc/A)	13.94	14.01	14.08	14.15	14.22	14.29	14.36
Voltage at Maximum power (Vmpp/V)	41.95	42.11	42.26	42.41	42.56	42.71	42.86
Current at Maximum Power (Imp/A)	13.23	13.30	13.37	13.44	13.51	13.58	13.65
Module Efficiency(%)	21.48	21.67	21.86	22.06	22.25	22.44	22.64

Bifacial Output-Rearside Power Gain

5%	Maximum power (Pmax/W)	583	588	593	599	604	609	614
	Module Efficiency STC (%)	22.55	22.75	22.96	23.16	23.36	23.55	23.76
15%	Maximum power (Pmax/W)	638	644	650	656	661	667	673
	Module Efficiency STC (%)	24.70	24.92	25.14	25.36	25.59	25.82	26.04
25%	Maximum Power (Pmax/W)	694	700	706	713	719	725	731
	Module Efficiency STC (%)	26.84	27.09	27.33	27.57	27.81	28.04	28.28

- Standard Test Conditions [STC]: irradiance 1000W/m²; AM 1.5; ambient temperature 25°C according to EN 60904-3;
- Tolerance of Pm: 0~+5W, Measuring uncertainty of power: ±3%. Performance deviation of Voc [V], Isc [A], Vm [V] and Im [A]: ±3%.

I-V Curve

